

#EveryStudentEveryZipcode: Creating Equitable Resources for Virginia Students

Ashley C. Kenneth, President & CEO, The Commonwealth Institute

Genevieve Siegel-Hawley, Ph.D., Associate Professor, Educational Leadership,
Virginia Commonwealth University

Laura Goren, Research & Education Policy Director, The Commonwealth Institute





OUTLINE FOR TODAY

- Policy choices impact students' opportunities
 - ◆ School segregation and privatization
 - ◆ Lack of adequacy and equity in state funding
 - ◆ Q&A
- Discussion – what should we do?
 - ◆ Small-group
 - ◆ Large-group report-back
 - ◆ Possible action steps

State Support for K12

CAPACITY



EFFORT



Before this session, State per pupil funding was still down 5.4% from 2009.



How did this happen?

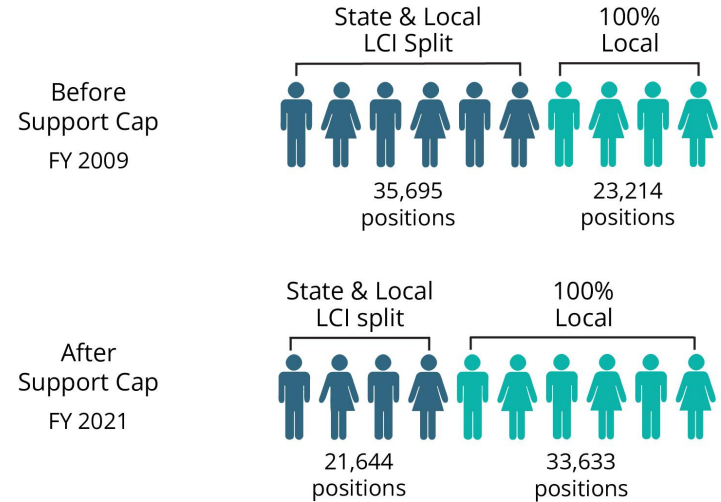
- Not funding the Virginia Board of Education's Standards of Quality (SOQ) staffing levels
- Arbitrary limits on funding for support staff ("support cap")
- Not raising wages: teacher pay penalty was third worst in the nation compared to private-sector peers
- Using Literary Fund for costs other than school construction

Harms from Support Cap



Shifting the Cost

The state helps fund less than half of support staff in Virginia schools.



Source: VDOE Superintendent's Annual Report Table 18, VDOE Report on Rebenchmarking of the Direct Aid to Public Education Budget, and VDOE Rebenchmarking presentations



Experienced Teachers Matter; Virginia Could Do More For Retention



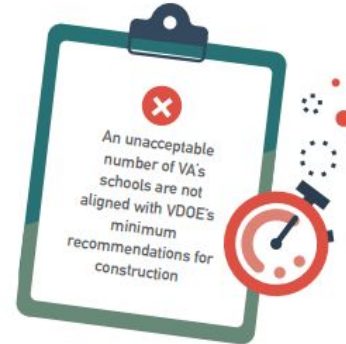
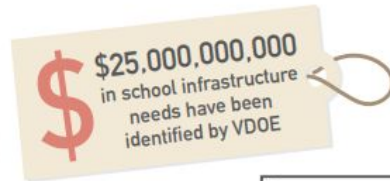
Lack of State Funding for School Construction Harms Students



VIRGINIA SCHOOL INFRASTRUCTURE FACTS

This is our student's reality.

Current status of Virginia's school buildings



Underfunding schools has consequences for students



Underfunding schools has consequences for students



State Funding Recovery



Virginia Still Doesn't Fully Fund VBOE's Prescribed Standards of Quality

Virginia Board of Education's Prescribed Standards of Quality	2022-24 Cost as of Fall 2021	Approved Chapter Budget	Remaining 2-year cost to fully fund SOQs	FY24 (one-year) remaining cost
Teacher leader & mentor programs	\$229.9		\$229.9	\$126.7
Establishes standard for K-5 reading specialists	\$77.9	\$62.5	\$15.4	\$8.5
Principal mentor program	\$2.4		\$2.4	\$1.3
Work-based Learning Coordinators	\$2.4		\$2.4	\$1.3
Full Time Principal in each school	\$19.1	\$20.3		
Fund Additional Assistant Principals	\$154.3		\$154.3	\$85.1
Enhanced At-Risk Add-On (Equity Fund)	\$87.5	\$145.3		
Additional Specialized Student Support Positions	\$102.5		\$102.5	\$56.5
Additional School Counselors	\$106.7		\$106.7	\$58.8
Additional English Learner Teachers	\$30.0	\$0.0	\$54.2	\$27.4
Total	\$812.7	\$228.1	\$667.8	\$365.7



Major Differences



Questions?

Laura Goren, TCI

Laura@TheCommonwealthInstitute.org

Dr. Genevieve Seigel-Hawley, VCU

GSiegelHawle@vcu.edu


Visit us at [TheCommonwealthInstitute.org](https://www.TheCommonwealthInstitute.org)



@TCIFiscal



/thecommonwealthinstitute



Thank you.

Visit us at TheCommonwealthInstitute.org



@TCIFiscal



/thecommonwealthinstitute

